

# Flash!

Visualize the  
invisible

For Phoenix  
Radiography Systems



Intelligent X-ray image processing technology  
setting the standard in non-destructive testing  
since decades

Electronics | Batteries | Additives | Castings

**Flash!**

Leading imaging technology






# Down to the last detail

**In non-destructive testing (NDT), every detail counts:** whether you are inspecting a battery pouch cell, a 5G PCB, a casted engine component or printed additive part. When it comes to revealing details, Flash! digital radiography image processing sets the standard.

Combining **25+ years of experience** and patents with next-generation technology, **this intelligent Flash! software automatically optimizes your digital radiographs quickly and consistently.** The balanced presentation of different densities and materials lets you see all the subtle details in one single image, with no manual adjustments.

The latest version uses advanced algorithms to achieve cutting-edge imaging quality, with **Up to 16,000,000,000 calculations per image**, or 1,000 calculations per pixel. Yet it effortlessly adjusts image data to the sensitivity level of the human eye.

You get outstanding image quality and comfortable reading, with a **faster, smoother workflow** that enhances your **productivity**, maximizes your resources and gives your customers peace of mind. **Lead in excellence: with Flash!**



**Sharp.**

## Next-level imaging.

Selecting the right imaging hardware has a major impact on image quality – but the software you choose is just as important!



**Smart.**

## A layered perspective.

With Flash! you see more, with a clear vision of both high- and low-density areas in a single image. Viewing all the layers in a glance without manual adjustments.



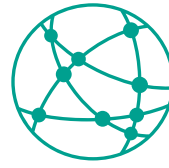
**Simple.**

## Good to go!

Flash! is easy to learn and use, just by pressing a button. Operator independent, it automatically adjusts to variations in density, materials, geometry, radiation quality, etc. Saves time and effort saving for operators and inspectors.

## Flash! forward in your imaging

Flash! intelligent image processing has been proven globally; now let us prove it to you. Already, **more than 3,500 installations around the world** rely on Flash!



**>3,500**  
installations  
around the world

## Flash! image processing technology offers you:

- Excellent, consistent image quality across image acquisition modalities
- Enhanced productivity and optimized resources
- Optimal rendering of all relevant imaging data, optimized for the human eye
- Robust image processing against variations (density, geometry, radiation quality, exposure settings, etc.)
- Smooth workflow at the operator and reviewer/verification levels
- High contrast even at lower dose
- Two versions:
  - Flash! (for general use)
  - Flash! Electronics (for electronics and semiconductors)



Up to


**16,000,000,000**

calculations per image  
in one click

**1,000**

calculations per pixel  
in one click


PCBA




Castings



Connectors



Batteries





## Contact your local sales representative for a demo.

Discover how Flash! can help to get the best image quality, while enhancing workflow and productivity.

[bakerhughesds.com/flash](https://bakerhughesds.com/flash)

**Baker Hughes** 

Copyright 2021 Baker Hughes Company. All rights reserved.

BHCS39040 (08/2021)

[waygate-tech.com](https://waygate-tech.com)